

GURU HARIKRISHAN PUBLIC SCHOOL KAROL BAGH

CLASS -KG



HOLIDAY HOMEWORK

As the Sun is getting
hotter and brighter
So are the days for
Summer Holidays come
nearer..
Holidvs means



ENGLISH

Week-1

Students will be familiar with the cursive letters through the given link

Link

<https://youtube.com/watch?v=hUTbenPxTt4&feature=shared>

Week-2

Students will be familiar with the cursive letters through the given link.

Link

<https://youtube.com/watch?v=hUTbenPxTt4&feature=shared>

Students will practice matching letters with the objects.

Link

<https://youtu.be/y2LwfKkqjAA?si=lzdu1Fifw0kFWpV>

Week-3

Students will be familiar with the cursive letters through the given link and by writing practice in the separate notebook.

Link

<https://youtu.be/y2LwfKkqjAA?si=lzdu1Fifw0kFWpV>

Week-4

Students will be familiar with the cursive letters through the given link and by writing practice in the separate notebook

Link

<https://youtube.com/watch?v=hUTbenPxTt4&feature=shared>

Students will be able to learn 1 rhyme with the help of the link.

Link

<https://youtu.be/PydLlpuRlr0?feature=shared>

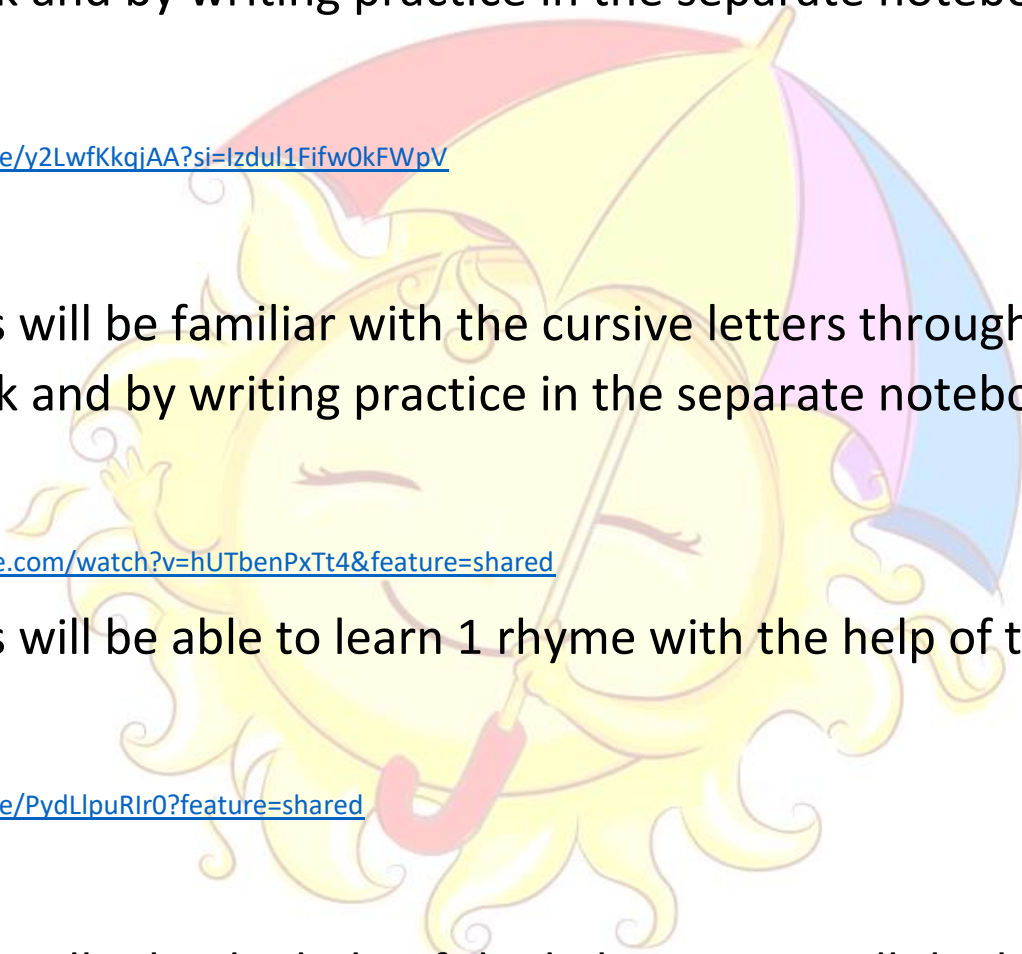
Week-5

Students will take the help of the link in writing all the letters in the correct formation.

Link

<https://youtu.be/HkUIN8Uo9hE?si=PcVLW49d4rXPvHyp>

Students will learn how to make letters in the sand tray.



Students will learn about vowels and will make wall hanging with the help of their parents

Link

https://youtu.be/6VC6GHPmcsq?si=UMog7aKZ8PiK_Y3V

E.V.S

Week-1

Students will plant 1 sapling, through this they will learn that we should plant more and more trees.

Link

<https://youtu.be/3RxPmwMhCxo?si=qLiFLpL6y4QCKKUC>

*Click pictures of your growing sapling and paste it on A4 size sheet.

Week-2

Students will go for the nature walk with their parents and learn more about plants.

*Click pictures of different herbs, shrubs, climbers, creepers and trees and paste it on A4 size sheet.

Week-3

Students will visit to the zoo with their parents, through this activity they will learn about animals.

Link

<https://youtube.com/watch?v=OwRmivbNgQk&feature=share>

[d](#)

***Click pictures and paste it on A4 size sheet**

Week-4

Students will be able to learn Myself

My name is _____.

I am a girl/boy.

I am _____ years old.

I study in KG class.

My school name is Guru Harkrishan Public school.

I love to _____.

Week-5

Students will be able to do mask making activity with the help of their parents .

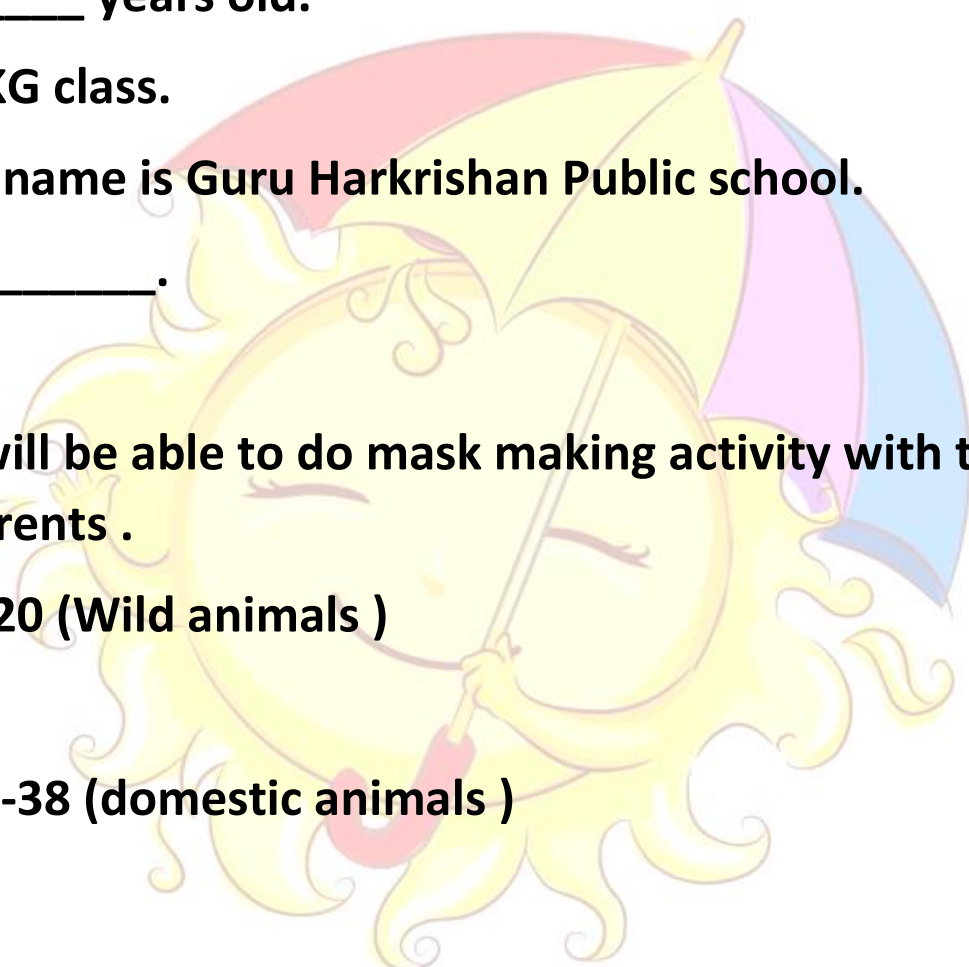
Roll no- 1-20 (Wild animals)

Roll no- 21-38 (domestic animals)

Link

<https://youtu.be/QaKIntOlqqk?si=zC3wWkv2gAPqqH0C>

<https://youtu.be/E2onPuGZYdl?si=jmyAeaqQ7Snmz0fg>



MATHS

Week-1

Students will practice counting 1-30 through link and by writing practice in the notebook.

Link

<https://youtube.com/watch?v=YQkUTeQh4EY&feature=share>
[d](#)

Students will learn and revise shapes through link.

Link

<https://youtube.com/watch?v=8yypSEvZb9g&feature=shared>

Week-2

Students will learn counting 1-40 with the help of link.

<https://youtube.com/watch?v=mts-76Lffko&feature=shared>

Week-3

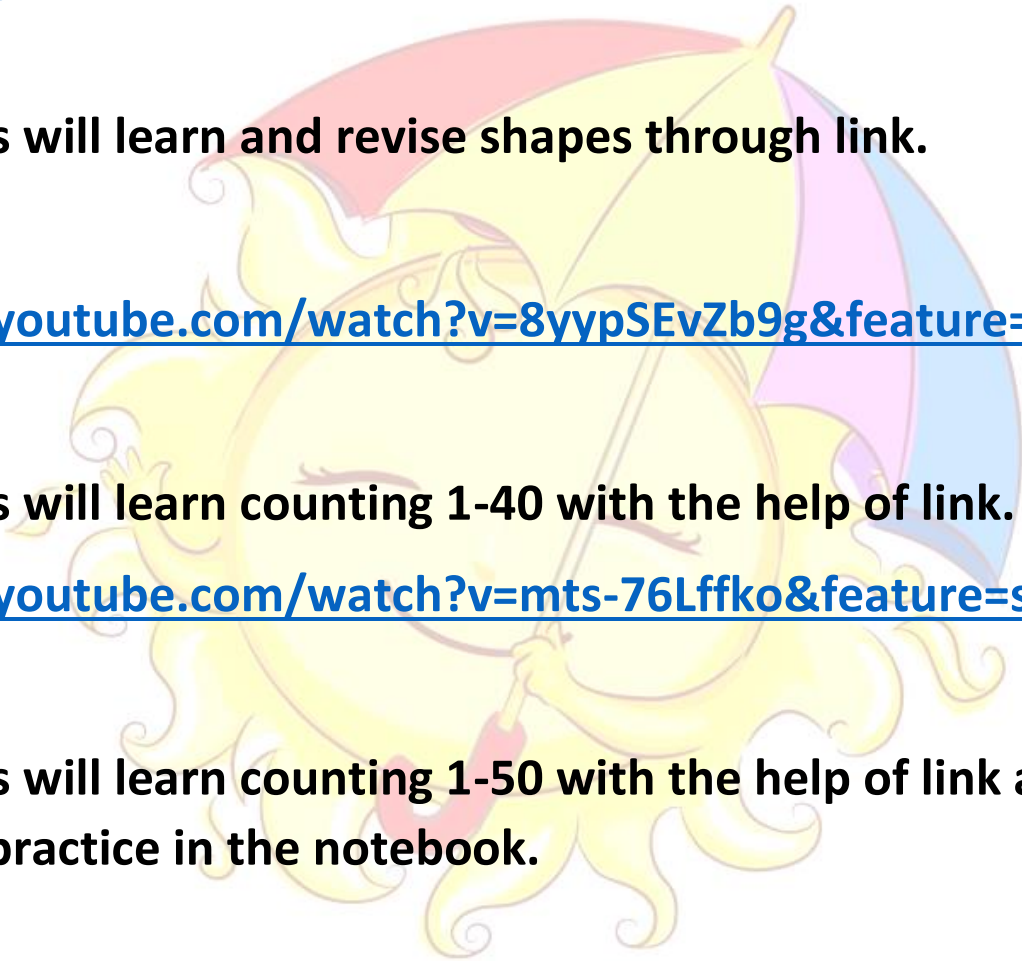
Students will learn counting 1-50 with the help of link and by writing practice in the notebook.

Link

https://youtube.com/watch?v=4bEP1_tO45Q&feature=shared

Week-4

Students will be able to learn back counting 10-1 through the given link.



Link

<https://youtube.com/watch?v=R3qD9wnfMbw&feature=shared>

Week-5

Students will be able to learn back counting 20-1 through the given link and by writing practice in the separate notebook.

Link

<https://youtube.com/watch?v=ShqXL-zfLxY&feature=shared>

Students will do back counting activity with the help of their parents

Link

<https://youtu.be/3PJ7V71h1yk?si=vQvsdnDVNiiAPPbX>

HINDI

Week-1

Students will learn and revise Swar through the given link.

Link

<https://youtube.com/watch?v=HUoj5s5AnZg&feature=shared>

Week-2

Students will be able to learn and write Vyanjan through the given link and by writing practice in the separate notebook .



Link

<https://youtu.be/514kFigpsWM?feature=shared>

Week-3

Students will be able to learn and write Vyanjan through the given link and by writing practice in the separate notebook .

Link

<https://youtu.be/GBWGNvHsiFs?feature=shared>

Week-4

Students will be able to learn and write Vyanjan through the given link and by writing practice in the separate notebook .

Link

https://youtu.be/x2_sebbildc?si=h3Ts0NHau8GN3_id

Week-5

Students will be able to learn and write in the proper formation .They will do chart making activity of Vyanjans with the help of their parents .

Link

<https://youtube.com/watch?v=-pMViH-JTjA&feature=shared>

ART

Week-1

Students will do any of printing activity (cotton ,vegetable ,paper crush etc...) of their choice on A4 size sheet.

Link

https://youtu.be/r_rrne12l34?si=4EVtb8E_x1etXvsD

<https://youtu.be/jpm7QQOXUNM?si=BqYkdJge21NKWRmO>

Week-2

Students will make best of out waste with the help of their parents .

Link

<https://youtu.be/GC7xMulhq7c?si=PcSGPO8BzbGQIPMI>

Week-3

Students will make beautiful photo frame with the help of their parents

Link

<https://youtu.be/IWEex1dOuVo?si=1keyoHs-Az4beSV2>

Week-4

Students will be able to something creative with pencil shaving art on A3 size sheet.

Link

<https://youtu.be/Ooc2GcdYzTk?si=4p7aoyhujb9s8XLr>

Week-5

Students will be able to make wall hanging with the help of their parents .

Link-https://youtu.be/6VC6GHPmcsG?si=UMoq7aKZ8PiK_Y3V

